

# 2develop for the Skills Pledge

This tool is currently funded by Yorkshire Forward and is available to all public sector organisations in the Yorkshire and Humberside area that are accessing the Skills Brokerage service.

## What is the Skills Pledge?

The Skills Pledge is a voluntary, public commitment made by an organisation to invest in the skills of its workforce. The Skills Pledge is open to organisations of all sizes, all types and from all sectors. It's a promise that the employer will work to realise the potential of all their employees by developing their basic skills and working towards relevant, valuable qualifications. By making the Skills Pledge employers commit to train their workforce to at least Level 2 – the equivalent of five good GCSEs, grades A-C.

The Skills Pledge has four stages: Stage 1 – **Making the Skills Pledge**, Stage 2 – **Diagnostic**, Stage 3 – **Action plan** and Stage 4 – **Implementation and achievement**.

## What is 2develop for the Skills Pledge?

2develop for the Skills Pledge is an online system which enables organisations to undertake a diagnostic against the criteria of the Skills Pledge. The organisation can then plan, implement and record the activities required to fulfil the pledge.

## What are the benefits?

### To organisations:

- Helps organisations to undertake a diagnostic against the Skills Pledge.
- Can assist organisations to meet other quality standards
- Helps organisations to plan effective CPD

### To individuals:

- Improves the CPD opportunities available to you
- Ensures that your organisation is aware and understands your views on CPD

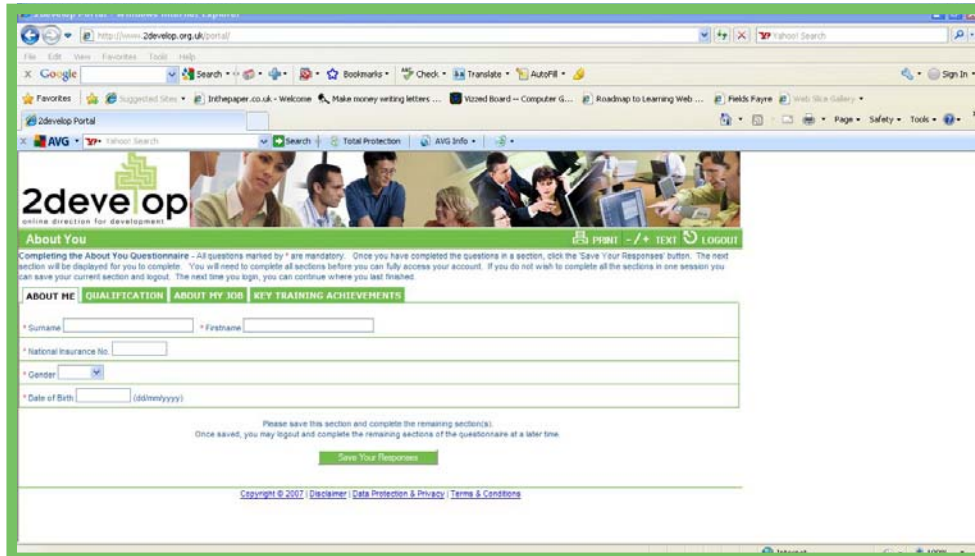
## How it works?

The tool is accessed via the web, through a secure site.

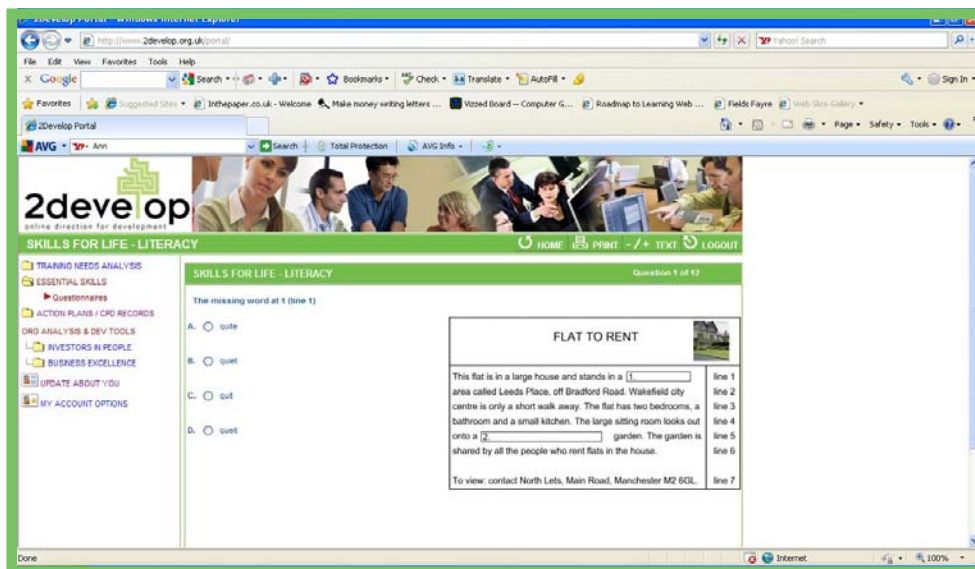
The organisation nominates a system administrator who is the person that can view the questionnaire results and who will allocate users their password. This person logs onto the system and creates the required amount of user accounts.

# 2develop for the Skills Pledge

Once the individual has been given their password they log onto the site and complete the electronic questionnaires available. This includes the 'about you' questionnaire and skills for life literacy and numeracy diagnostic. The screen shots below provide examples of these questionnaires.



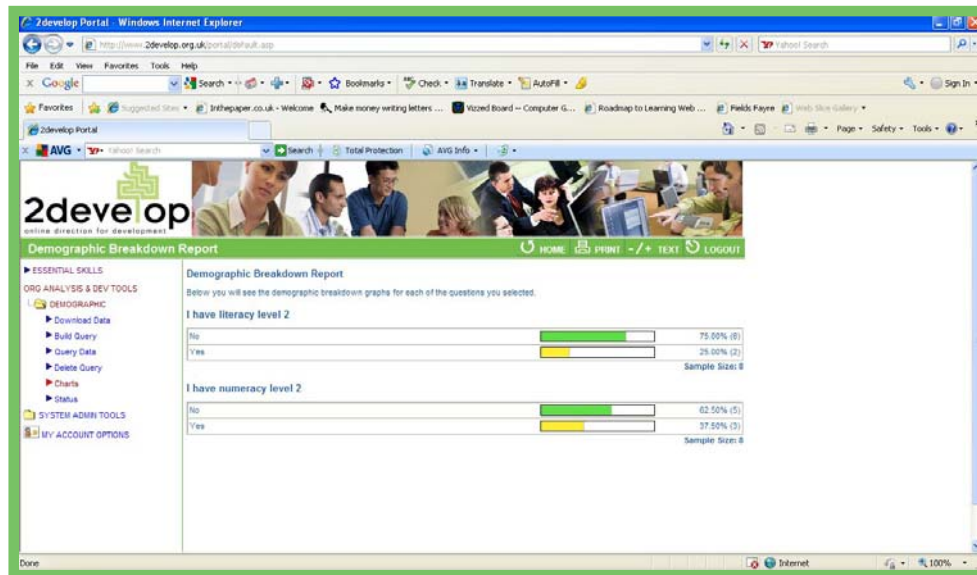
The screenshot shows the 'About You' questionnaire page. The header includes the 2develop logo and navigation links for HOME, PRINT, TEXT, and LOGOUT. The main content area is titled 'About You' and contains instructions: 'Completing the About You Questionnaire - All questions marked with \* are mandatory. Once you have completed the questions in a section, click the Save Your Responses button. The next section will be displayed for you to complete. You will need to complete all sections before you can fully access your account. If you do not wish to complete all the sections in one session you can save your current section and logout. The next time you login, you can continue where you last finished.' Below the instructions are four tabs: 'ABOUT ME', 'QUALIFICATION', 'ABOUT MY JOB', and 'KEY TRAINING ACHIEVEMENTS'. The 'ABOUT ME' tab is active and shows a form with fields for Surname, Firstname, National Insurance No., Gender, and Date of Birth. A 'Save Your Responses' button is at the bottom. A copyright notice for 2007 is at the very bottom.



The screenshot shows the 'Skills for Life - Literacy' diagnostic page. The header includes the 2develop logo and navigation links for HOME, PRINT, TEXT, and LOGOUT. The main content area is titled 'SKILLS FOR LIFE - LITERACY' and 'Question 1 of 17'. It displays a reading passage titled 'FLAT TO RENT' with a missing word in the first line: 'This flat is in a large house and stands in a [1] area called Leeds Place, off Bradford Road, Wakefield city centre is only a short walk away. The flat has two bedrooms, a bathroom and a small kitchen. The large sitting room looks out onto a [2] garden. The garden is shared by all the people who rent flats in the house.' Below the passage are four multiple-choice options: A. cafe, B. quiet, C. out, and D. quest. A sidebar on the left contains a navigation menu with items like 'TRAINING NEEDS ANALYSIS', 'ESSENTIAL SKILLS', 'ACTION PLANS / CPD RECORDS', 'DRG ANALYSIS & DEV TOOLS', 'INVESTORS IN PEOPLE', 'BUSINESS EXCELLENCE', 'UPDATE ABOUT YOU', and 'MY ACCOUNT OPTIONS'.

Once staff have completed the questionnaires the system administrator can view the data in a range of formats.

# 2develop for the Skills Pledge



## What our clients say?

*'Out of the first 400 people, who completed the questionnaires, 50 expressed an interest in brushing up on their English and 94 on their Maths. This may not have occurred to them as they went about their daily work. 2develop has been a really successful way of stimulating interest and helping us to meet our Skills Pledge.'*

**Cathy Mortecai Training and Development Consultant Sunderland City Council**

## How do I access this tool?

As a Public Sector Skills Brokerage client you are entitled to use this tool free of charge to help you meet Skills Pledge requirements. To access a demo or to start using the system simply contact your broker for further details. Alternatively you can contact 2develop directly on:

**01904 650 950**